


PRODUCT DESCRIPTION:

BM_E72

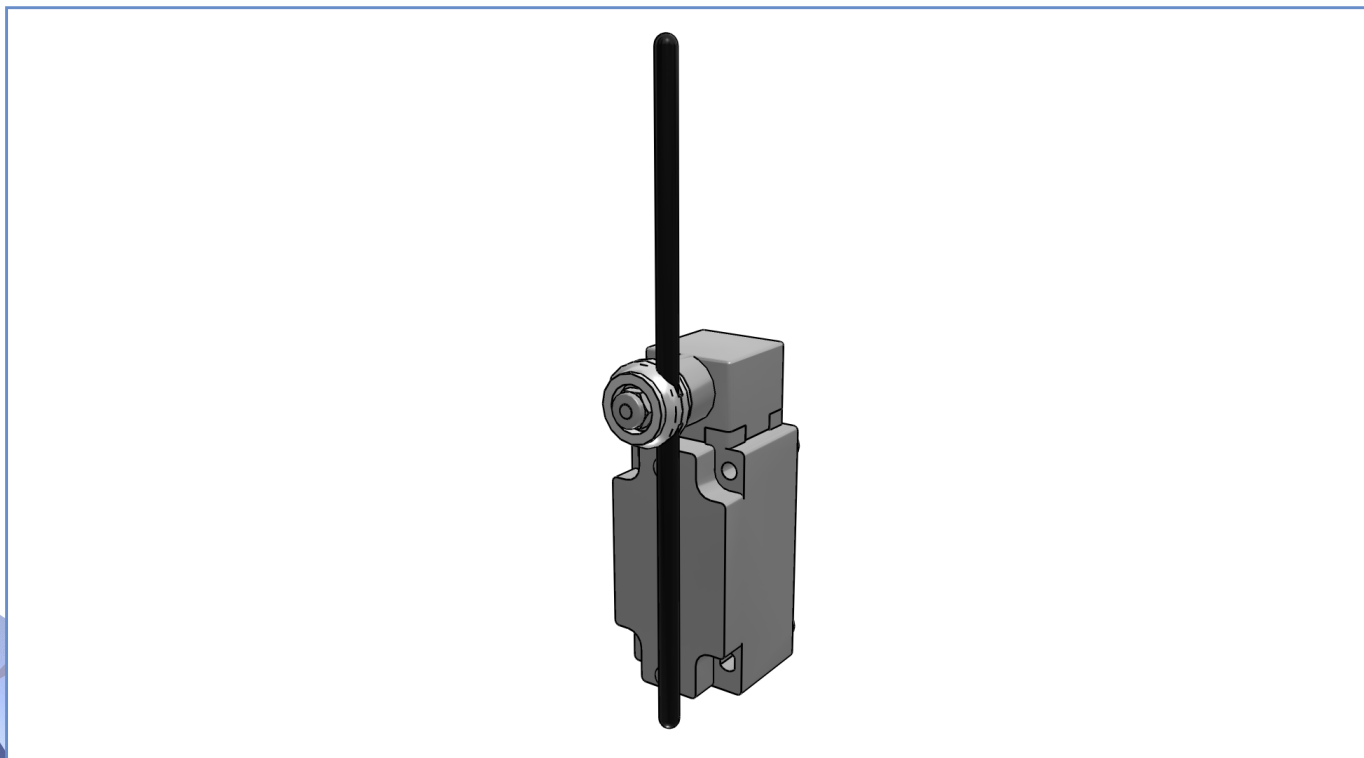
PRODUCT CODE:

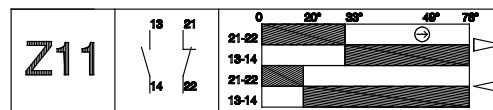
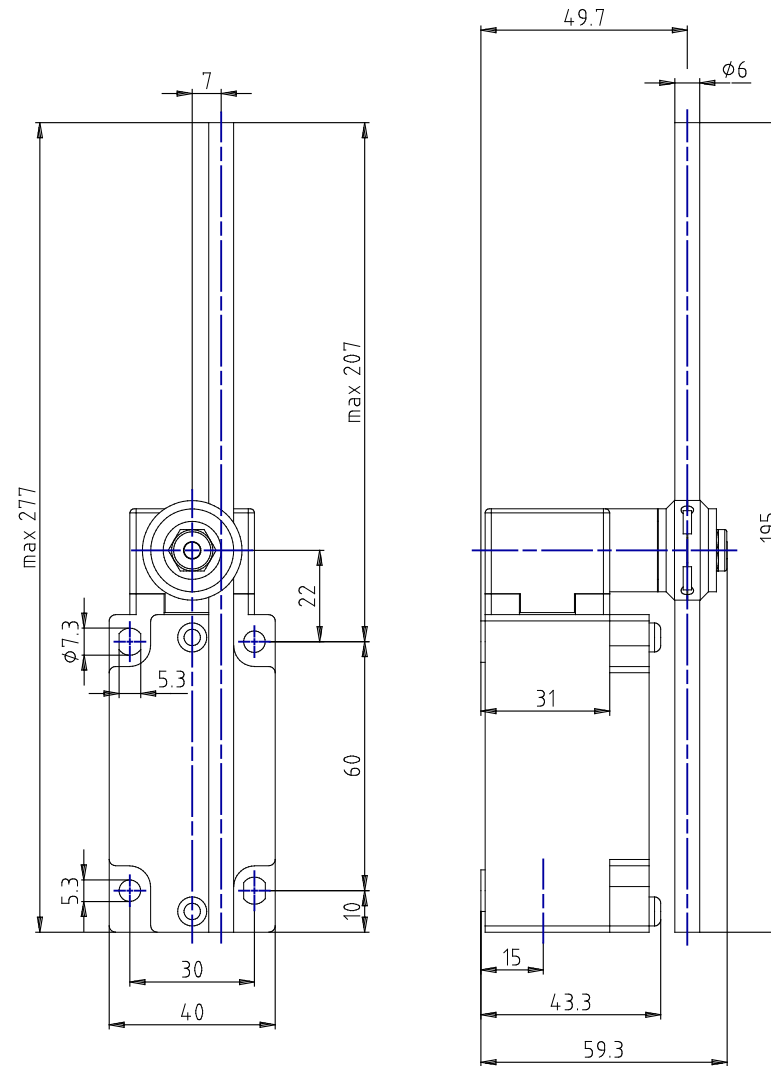
BM1E72Z11

DYNAMIC 3D VIEW:



STATIC 3D VIEW:



TECHNICAL VIEW:


DETAILS:

Part Number	BM1E72Z11
Casing Material	Painted aluminium
Width [mm]	40
Electrical connections	One cable inlet for PG13.5 cable gland
IP Degree of Protection	IP66
Actuating Head	Adjustable nylon rod \square 6
Head Material	Painted aluminium
Microswitch	Snap action contacts (1NO + 1NC)
Approvals	IMQ - cULus - CCC - CSA - EAC
Reference Directives	LVD - 2014/35/EU
Reference Standards	IEC 60947-5-1 / EN 60947-5-1
Operating Temperatures [°C]	-25°C ... +70°C
Stock Temperatures [°C]	-30°C ... +80°C
Protection against electric shocks (according to IEC 60536) [Class]	Class I
Rated Insulating Voltage Ui [V]	500
Pollution Degree	3
Contact rating according to UL50	A600 - Q600
Rated Impulsive Voltage Uimp [kV]	6
Conventional thermal current in air free Ith (θ min 40 ° C) [A]	10
Short circuit protection (EU min 500Vac - fuses type gG (gl)) [A]	10
Operating currents Ie - AC-15 (50-60 Hz) according to IEC 60947-5-1	24V - 10A / 120V - 6A / 400V - 4A
DC-13 operating currents according to IEC 60947-5-1	24V - 6A / 125V - 0.55A / 250V - 0.4A
Switching Frequency [cycles/hour]	3600
Resistance Between Contacts [m Ω]	25
Connecting Terminals	M3.5 screw with cable clamp (+,-) pozidriv 2
Connecting Cables Dimensions [mm ²]	0.75 ... 2.5
Protective Conductor Terminal	M3.5 screw with cable clamp (+,-) pozidriv 2
Marking Terminals	According to IEC 60947-5-1
Mechanical Durability [Millions of Operations]	25
B10d [Millions of Operations]	50

PRODUCT DRAWING RELEASE:

Datasheet creation date: 22/02/2022 17:12

Last Modification (geometry): 25/02/2019 14:37

